



# Shake/Slate


## Order/Estimating Sheet

All quantities to complete installation need to be verified by contractor and or Installer Quality Edge will only honor ordered amounts.

**Slate Colors** Mountain Sage 114 (MTNS)\_\_\_\_ Castle Gray 115 (CAST)\_\_\_\_ Brownstone 116 (BRNS)\_\_\_\_ Cobalt 117 (CBLT)\_\_\_\_ Storm Slate 118 (STRM)\_\_\_\_

**Shake Colors** Cedar 109 (CDR)\_\_\_\_ Weathered Wood 108 (WWD)\_\_\_\_ Timber Ash 106 (TASH)\_\_\_\_ Shorewood 107 (SWD)\_\_\_\_

**1. Shake Panel** A




Shake panel is 3 course, panel is 47 1/2" wide by 22 1/8" tall. Coverage is 52 sq./ft.

**8 pcs/Carton.**  
16 pcs equals 1 square, 100 sq. ft.

2248SHK / \_\_\_\_\_ Ctns


**6. 24" x 25' Trim Coil**



Used to make custom parts and flashing on site. 24" by 25 ft

T25G / \_\_\_\_\_ Rolls

**2. Slate Panel** A




Slate panel is 3 course, panel is 47 1/2" wide by 22 1/8" tall. Coverage is 52 sq./ft.

**8 pcs/Carton.**  
16 pcs equals 1 square, 100 sq. ft.

2248SLT / \_\_\_\_\_ Ctns

**7. Inner Gable Shake/Slate - Black** E




Used to flash and secure outer gable, sidewall and endwall trims. 7.81" wide by 10' long.

**6 pcs/Carton**

11GSE10BLK/ \_\_\_\_\_ Ctns

**3. 1.5" EL T-Style** B




Used at eaves to match roofing and secure first row, 10ft long, 1.5" tall.

**10 pcs/Carton**

1.5TDSE10 / \_\_\_\_\_ Ctns

**8. Outer Gable** F




Installed over inner gable, on gable/rake edges. 2-1/2" tall 10 ft long.

**10 pcs/Carton**

20GSE10 / \_\_\_\_\_ Ctns

**4. Ridge Cap** C




Used for Hip/Ridge installed over TruAir® ridge vent. 6.5" long of exposed cap. Use 2" or 3" screws to install.

**40 pcs/Box**

RCSE / \_\_\_\_\_ Ctns

**9. Side Wall Flashing** G




Installed over inner gable, at end and side walls. 6" tall, 10 ft long.

**10 pcs/Carton**

6SWFSE10 / \_\_\_\_\_ Ctns

**5. Ridge Vent TruAir® Series 4.4 or 5** D




Used at ridge to vent, need to have to install ridge cap. 4 ft long, 15-3/8" wide on each side. Use 2" or 3" screws to install.

**Series 4.4: 11 pcs/Carton**  
**Series 5: 12 pcs/Carton**

TAVS4.4FN / \_\_\_\_\_ Ctns  
TAVS5 / \_\_\_\_\_ Ctns

**10. End Wall Trim** H



Installed over inner gable, at end walls. 6" on roof, 4" up the wall 10 ft long.

**10 pcs/Carton**

6EWSE10 / \_\_\_\_\_ Ctns





**11. Valley Closure Shake/Slate - Black** I  
*Option A Valley (Hidden)*  
 Installed in valley. 2 pcs needed per 10ft. (Plus 1 pc of valley closure) 1" tall, 11" wide, 10 ft long.  
 6 pcs/Carton

1VCSE10BLK/ \_\_\_\_\_ Ctns



**12. 3" Valley Closure Cap** J  
*Option A Valley (Hidden)*  
 Installed over valley closure 3.25" wide, 10 ft long.  
 10 pcs/Carton

3VCCSE10 / \_\_\_\_\_ Ctns



**13. .016 x 24" WL W-Valley** K  
*Option B Open Valley*  
 Installed in valley on roof deck. 24" wide, 10 ft long. Need 2 valley cleats for every one valley.  
 Sold by piece, 50 pc/crate

24WVSE / \_\_\_\_\_ Pcs



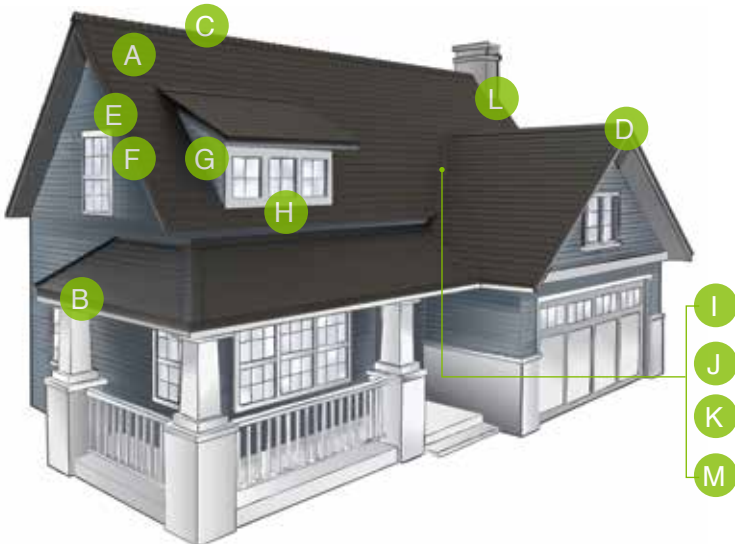
**14. Weep Trim - black** L  
 Used in areas that require drainage. 3" wide, 10 ft long.  
 14 pcs/Carton

3WTSE10BLK/ \_\_\_\_\_ Ctns



**15. Valley Cleat** M  
 Used in valleys to hook on to folded panel. Cleat has 1" locking feature, 10' long.  
 8 PCS/Carton

3VCSE10BLK/ \_\_\_\_\_ Ctns



**16. 10 - 12x2" Roofing Screws**  
 2". Mill 80 screws per square of job. Low profile self drilling square drive.  
 QTY 1,000/Box (bulk packed)

MRS2M/ \_\_\_\_\_ Ctns



**17. 10-16 x 5/8" Roofing Screws (Painted) Hex Head**  
 10-16 5/8" Hex Head used anywhere an exposed fastener is needed.  
 QTY 1,000/Box (10 bags of 100) Standard colors

MRS.625 / \_\_\_\_\_ Ctns



**18. 10 - 12x3" Roofing Screws**  
 3". Mill 80 screws per square of job. Low profile self drilling square drive.  
 QTY 1,000/Box (bulk packed)

MRS3M/ \_\_\_\_\_ Ctns



**19. 10 - 16x1 1/4" Roofing Screw**  
 1.25". Mill 80 screws per square of job. Low profile self-tapping square drive. (Refer to screw length and use in installation instructions)  
 QTY 1,000/Box (bulk packed)

MRS1.25 / \_\_\_\_\_ Ctns



**20. Shake/Slate Retention Clip**  
 1 clip per panel/16 clips per sq.  
 QTY 1,000 (4 bags of 250)

MRC1.25 / \_\_\_\_\_ Bag



**21. Touch Up Paint Brush**  
 Standard colors only.  
 1 oz.

BRUSH / \_\_\_\_\_ Ea