



# Tile

## Order/Estimating Sheet

All quantities to complete installation need to be verified by contractor and/or Installer. Quality Edge will only honor ordered amounts.

### STEP ONE: Select your color:

- |   |  |   |
|---|--|---|
| <input type="checkbox"/> Brick Blend 103 (BRK)      | <input type="checkbox"/> Jade 101 (JAD)                | <input type="checkbox"/> Terracotta 105 (TCOT)      |
| <input type="checkbox"/> Tuscan Stone 102 (TSC)     | <input type="checkbox"/> Weathered Canyon 110 (WLCAN)  | <input type="checkbox"/> Weathered Clay 112 (WLCLA) |
| <input type="checkbox"/> Weathered Sage 111 (WLSAG) | <input type="checkbox"/> Weathered Sequoia 113 (WLSEQ) |   |

### STEP TWO:

List quantities need in the spaces below:

#### 4-Course Tile Panel A

Tile panel is 4 course tall, panel is 20 5/8" by 48".  
Coverage is 48 sq.ft./box. Exposed area: 18.17" x 47.20".

8 pcs/ctn.  
16 pcs equals 1 square, 100 sq. ft.



2048STP \_\_\_\_\_ Boxes

#### 2-Course Tile Panel A

Tile panel is 2 course tall, Panel is 20 5/8" by 24".  
Coverage is 24 sq.ft. Exposed area: 18.17" x 23.64".

8 pcs/ctn.  
32 pcs equals 1 square, 100 sq. ft.




2024STP \_\_\_\_\_ Boxes

#### 1.5 EL T-Style Drip Edge B

Used at eaves to match tile roofing. 10 ft. long, 1.5" tall.

10 pcs/ctn.



1.5TDST10 \_\_\_\_\_ Boxes

#### Hip/Ridge Cap C

Used for hip, ridge and rake/ gable edge. For vented ridge use Vented C-Closure. For non-vented ridge, gable and rake use inner gable.

10 pcs/ctn.



RCST4 \_\_\_\_\_ Boxes

#### 2" C-Closure Vented - Black D

Used at vented ridge 10' long, 2" tall.

4 pcs/ctn.



2CCVST10BLK \_\_\_\_\_ Boxes

#### Ridge Cap End Closure E

Used to close of end of cap for ridge/hip/rake/gable as needed.

10 pcs/ctn.




1RCECST \_\_\_\_\_ Boxes

#### Inner Gable - Black F

2" tall 10 ft. long. Installed under outer gable/rake edges, side wall, end wall, non-vented ridge and hips.

4 pcs/ctn.



2IGST10BLK \_\_\_\_\_ Boxes

#### Outside Gable G

Installed over inner gable, on gable/rake edges. 6" tall, 10' long.

10 pcs/ctn.



6OGST10 \_\_\_\_\_ Boxes

#### Side Wall Flashing H

Installed over inner gable, on side wall and endwall. 6" tall, 10' long.

10 pcs/ctn.



6SWFST10 \_\_\_\_\_ Boxes

#### Endwall Trim I

Installed over inner gable, at end and side walls. 6" on roof 4" up the wall, 10' long.

10 pcs/ctn.



6EWST10 \_\_\_\_\_ Boxes


## 2" Valley Closure - Black J

Option A Valley (Hidden)

Installed in valley, two pieces needed per 10'. (Plus one piece of valley closure) 2" tall, 11" wide, 10' long.

4 pcs/ctn.

2VCST10BLK \_\_\_\_\_ Boxes



## Valley Closure Cap K

Option A Valley (Hidden)

Installed over valley closure. 3.25" wide, 10' long.

10 pcs/ctn.

3VCCST10 \_\_\_\_\_ Boxes



## 019x24" WL W-Valley L

Option B (Open Valley)

Installed in valley on roof deck. One-piece valley option, see install instructions. 24" wide, 10' long.

Sold by piece, 50 pcs/crate

24WVST \_\_\_\_\_ Pieces



## 24" x 25' Trim Coil

Used to make custom parts and flashing on site. 24" wide, 25'.

1 roll/ctn.

T25G \_\_\_\_\_ Boxes



## Windstop

Installed inside the vented c-closure and inner gable at the ridge, end wall and roof transitions. Designed to keep water from blowing behind the panel or into vents.

56" long, 25 pcs/box

WINDSTOP \_\_\_\_\_ Boxes



## #10 - 16x1 1/4" Roofing Screw

1.25". Mill finish, 100 screws per square of job. #10 Zinc coated panhead screw square drive. (Refer to screw length and use in installation instructions)

QTY 1,000/Box (bulk packed)

MRS1.25 \_\_\_\_\_ Boxes



## #10 - 12x2" Roofing Screws

2". Mill finish, 100 screws per square of job. #10 Zinc coated panhead screw square drive.

QTY 1,000/box (bulk packed)

MRS2M \_\_\_\_\_ Boxes



## #10 - 16x1-1/4" Roof Screw

(Painted)

#10-16 1-1/4". Painted hexhead screw, used anywhere an exposed fastener is needed.

QTY 1,000/ctn (10 bags of 100)  
Standard colors

MRS1.25 \_\_\_\_\_ Boxes



## Bird Stop 36" L M

CI-7 Foam Material

Installed under tile at eave to close off barrel opening. 3' long, 2" tall.

24 pcs/ctn

BIRDSTOP \_\_\_\_\_ Boxes



## .019 GAL Bird Guard - 36" L M

Steel Material

Installed under tile at eave to close off barrel opening. 3' long.

48 pcs/ctn

BIRDGUARD \_\_\_\_\_ Boxes




## Weep Trim N

Used in areas that require drainage. 3" wide, 10' long.

14 pcs/ctn

3WTSE10BLK \_\_\_\_\_ Boxes



## Touch Up Paint Brush

Standard colors only.

1 oz.

BRUSH \_\_\_\_\_ Ea

